

HanleyLED

STELLAR EDGE MINI

12V Edge illumination for light boxes

12
VDC



Stellar Series

Specifications

- SKU HLED-S1270
- Ideal depth For cabinets 3-6"
- Beam angle 11° x 77° directional beam
- Power (W) 2.7 W/mod (4.12 W/ft)
- Efficacy 100 lm/W
- Lumens 270 lm/mod (412 lm/ft)
- Color temperature (CCT) 6500 K
- Modules/ft 1.52/ft (fully-stretched)
- Environment IP67
- Operating temp. -40° C to +60° C
- Storage temp. -40° C to +70° C
- Cascade 20 mods single-ended power feed
40 mods double-ended power feed
- Packaging Antistatic bag, 20 modules (13 ft/bag)
- Warranty 10-Year Product/5-Year Limited Labor

Outdoor or indoor signs, new construction or retrofit

Edge light boxes 1-4 ft across!

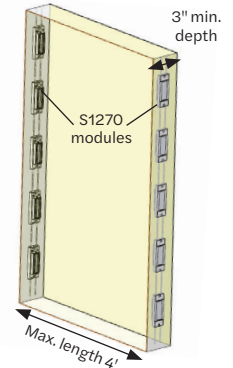


Constant Current

Max Perimeter Row Distance

- Ideal large cabinet use:
- Recommended depth range 3-6"
 - Recommended distance across 12-48"

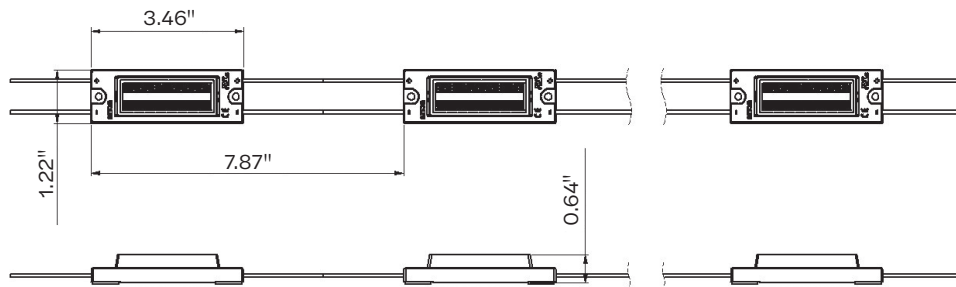
Depth	Cabinet height (max)	Module-to-module (Max.)
3-5"	50"	6"
6"	60"	
7"	84"	



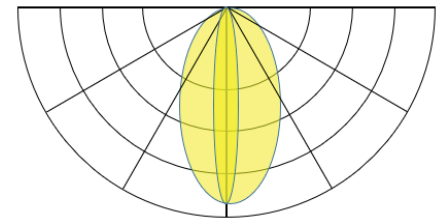
Power Supply Options

Product	35 W, 12V	60 W, 12V	96 W, 12V	100 W, 12V	150 W, 12V	240 W, 12V	288 W, 12V
Stellar Edge Mini	12 mods	22 mods	36 mods	44 mods	54 mods	66 mods	88 mods

Dimensions



Light Distribution



principalsloan.com
325.227.4577
3490 Venture Dr., San Angelo, TX 76905

