


HanleyLED

HanleyLED H60W-PPSEM Spec Sheet

Efficient MAX Series

H60W-PPSEM



Features

- High performance premium power supply
- IP68 - WATERPROOF - indoor/outdoor use, dry, damp, or wet locations
- Variable input voltage with grounding wire: 100-277Vac
- OVP, OCP, SCP, OTP protection function
- Rating: Class 2, for use with LEDs and LED signage
- Tested and approved at 100% power load
- UL Retrofit Kit Classified
- 5-year Warranty

Warranty

Safety Certification

Product	Labor
5 years	2 years labor if paired with HanleyLEDs
	1 year labor with any other qualified LEDs

Product Parameters

Output Characteristics

Rated Output Voltage	12V
Rated Output Current	5A
Rated Output Power	60W
Output Voltage Accuracy	±5% (11.4-12.6V)
Output ripple & noise	≤150mV

Input Characteristics

Input Voltage Range	90 ~ 305Vac
Input Frequency Range	47HZ ~ 63HZ
Input Current	.65/115Vac .3/277Vac
Inrush Current (cold start)	≤ 80A (100-277Vac)
Efficiency	≥ 86% (230Vac)
PF	≥.95(230Vac)
Power Input	.8A Max

Protective Characteristics

- Over-Current Protection
- Short-Circuit Protection
- Over-Voltage Protection
- Over-Temperature Protection

Environmental Characteristics

Working Temperature	-40° ~ +50°C
Working Humidity	20 ~ 95% RH (non-condensing)
Storage Temperature	-40° ~ +80°C
Storage Humidity	10 ~ 95% RH
IP Rating	IP68
Vibration	10 ~ 500HZ, 5G 30 minutes (for X, Y, Z each axis)

Safety and EMC

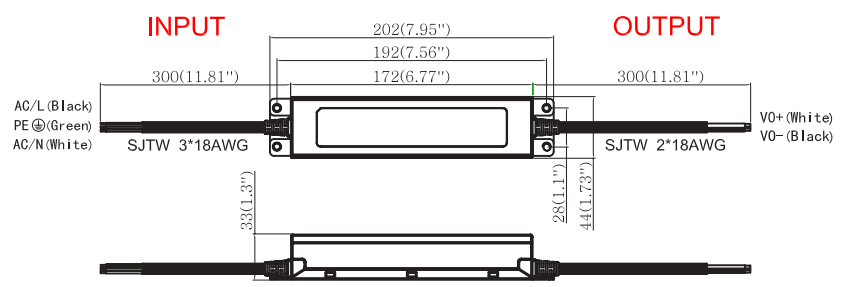
Safety Rating	IP68, Class 2
Dielectric Strength (Hi-Pot)	I/P-O/P 3.75KVac/10mA/3S
	I/P-Case 1.8KVac/10mA/3S
Insulation Resistance	100M0hm Min500Vdc/3S
Grounding Resistance	100m0hm
EMC	FCC part 15classB

Other Characteristics

MTBF	>50,000 hrs. MIL-HDBK-217F (25°C)
Size	172*44*33mm (L*W*H)
Weight	0.5KG

Profile Drawings

Unit: mm (inch)

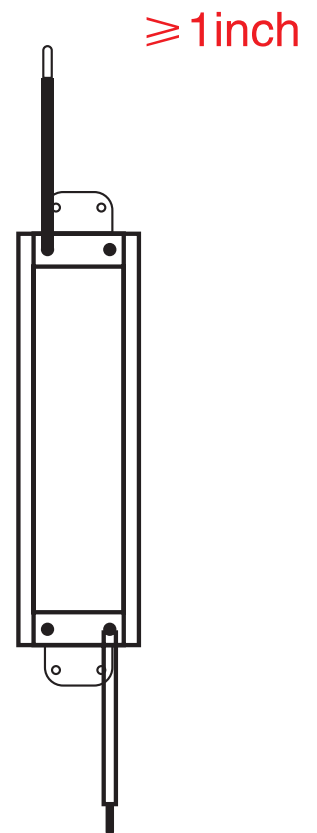
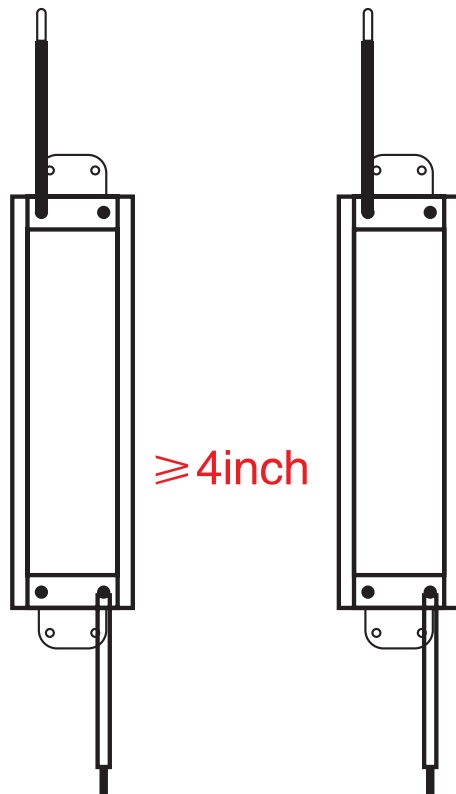
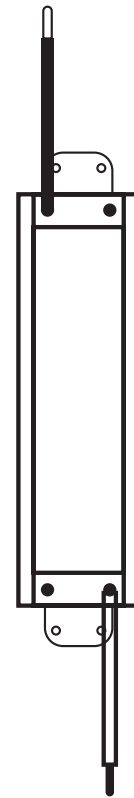
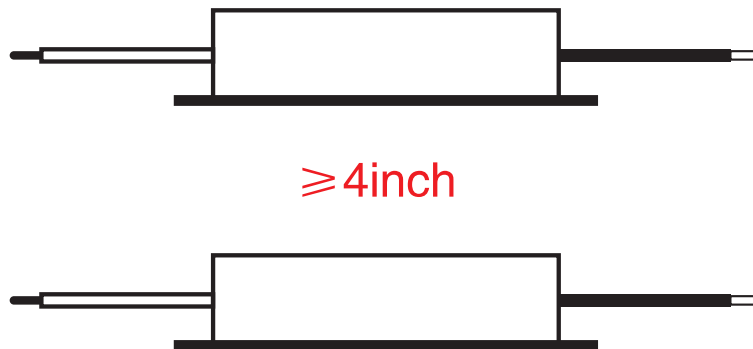


- Ensure that the ground wire is properly grounded and ensure it does not come into contact with the neutral wire.
- Ensure the power supply position has sufficient airflow. Operating temperature must be between -40°C to +60°C.
- Do not overload the power supply with multiple appliances.
- Power supply operates at high temperature. To avoid injury, do not touch while in use.
- Do not install with power connected or during an electrical disturbance.
- Do not attempt to install by yourself. Please contact the supplier with any questions.
- Please read and follow the instructions carefully before installing. Ensure all contact points are in good working order.
- Please pay attention to the environment, and check for any unsafe conditions.

Spacing Between Power Supplies

Recommended Drivers Per Enclosure:

- 60W = 2 max
- 100W = 1 max
- 96W = 1 max
- 120W = 1 max
- 150W = 1 max
- 180W = 1 max
- 192W = 1 max
- 240W = 1 max



UL 48 Standard requires spacing between LED power supplies shall be at least 1 inch from end to end and 4 inches from side to side. This is to ensure adequate heat dissipation. Greater spacing may be required when heat ventilation in the sign or power supply enclosure is not adequate.