


LED Power Supply/Driver

H150W-PPS5



Features

- 150 watt, class 2, 12 volt LED driver
- High performance premium power supply
- Triple output for class 2 rating
- IP68 - WATERPROOF - indoor/outdoor use, dry, damp, or wet locations
- Variable input voltage with grounding wire: 100-277Vac
- Working temperature: -40°C ~ +50°C
- OVP, OCP, SCP, OTP protection function
- Tested and approved at 100% power load
- UL Retrofit Kit Classified

Warranty

Product
7 years

Labor

5 years labor if paired with HanleyLEDs
1 year labor with any other qualified LEDs

Safety
Certification



Product Parameters

Output Characteristics

Rated Output Voltage	12V
Rated Output Current	3.9A x 3
Rated Output Power	150W
Output Voltage Accuracy	±5% (11.4-12.6V)
Output ripple & noise	≤150mV

Input Characteristics

Input Voltage Range	100 ~ 277Vac
Input Frequency Range	50HZ ~ 60HZ
Input Current	1.75A/115Vac .75A/277Vac
Inrush Current (cold start)	≤ 70A (100-277Vac)
Efficiency	≥ 92%
PF	≥ 0.95
Power Input	2.1A Max

Protective Characteristics

- Over-Current Protection
- Short-Circuit Protection
- Over-Voltage Protection
- Over-Temperature Protection

Environmental Characteristics

Working Temperature	-40° ~ +50°C
Working Humidity	20 ~ 95% RH (non-condensing)
Storage Temperature	-40° ~ +85°C
Storage Humidity	10 ~ 95% RH
IP Rating	IP68
Vibration	10 ~ 500HZ, 5G 30 minutes (for X, Y, Z each axis)

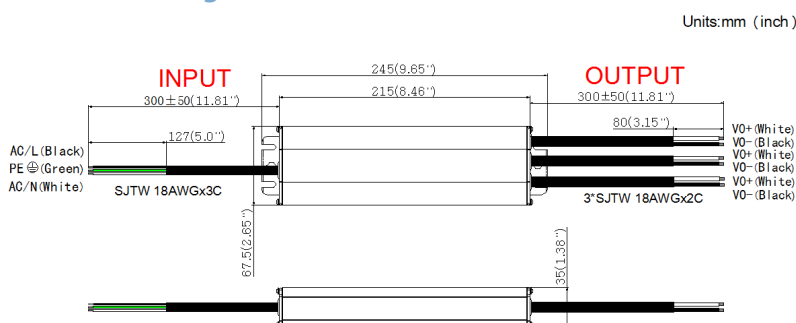
Safety and EMC

Safety Rating	IP68, Class 2
Dielectric Strength (Hi-Pot)	I/P-O/P 3.75KVac/10mA/3S
	I/P-Case 1.8KVac/10mA/3S
Insulation Resistance	100M0hm Max/500Vdc/3S
Grounding Resistance	100m0hm
EMC	FCC part 15classB EN55015

Other Characteristics

MTBF	>50,000Khrs. MIL-HDBK-217F (25°C)
Size	210*67.5*35mm (L*W*H)
Weight	1KG

Profile Drawings



- Ensure that the ground wire is properly grounded and ensure it does not come into contact with the neutral wire.

- Ensure the power supply position has sufficient airflow.
Operating temperature must be between -40°C to +60°C.

- Do not overload the power supply with multiple appliances.

- Power supply operates at high temperature. To avoid injury, do not touch while in use.

- Do not install with power connected or during an electrical disturbance.

- Do not attempt to install by yourself. Please contact the supplier with any questions.

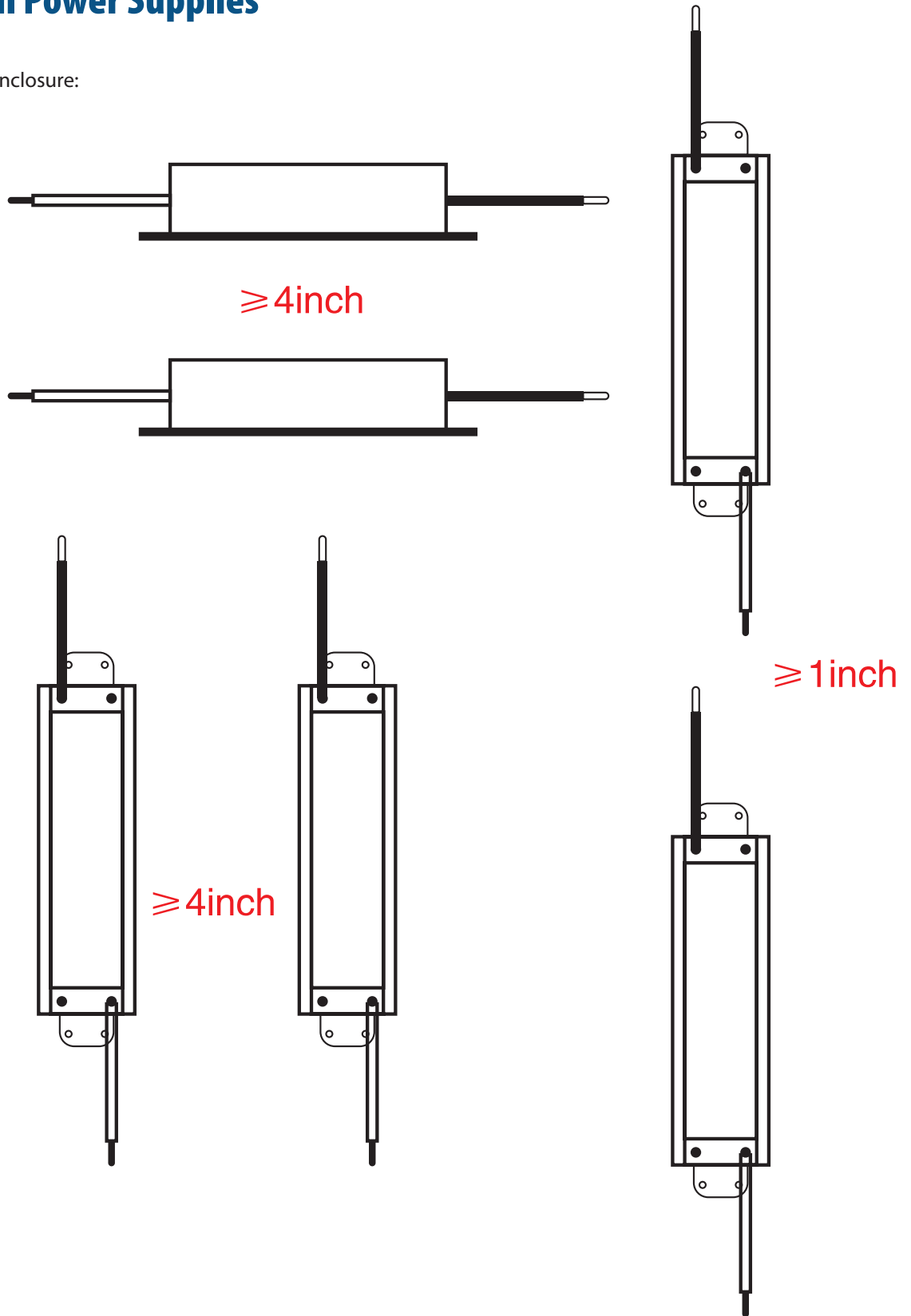
- Please read and follow the instructions carefully before installing. Ensure all contact points are in good working order.

- Please pay attention to the environment, and check for any unsafe conditions.

Spacing Between Power Supplies

Recommended Drivers Per Enclosure:

- 60W = 2 max
- 100W = 1 max
- 96W = 1 max
- 120W = 1 max
- 150W = 1 max
- 180W = 1 max
- 192W = 1 max
- 240W = 1 max



UL 48 Standard requires spacing between LED power supplies shall be at least 1 inch from end to end and 4 inches from side to side. This is to ensure adequate heat dissipation. Greater spacing may be required when heat ventilation in the sign or power supply enclosure is not adequate.